

NDL PLUTON SPACE LEAFLET

NDL PLUTON SPACE BROSCHÜRE





## NDL PLUTON SPACE

### EN | KEY BENEFITS:


- | Sharp corners and straight glass door design creates a modern look around the store.
- | The cabinet's medium height gives customers a full view of the store.
- | Wide display shelves allow the display of various products and increase load volume.
- | Semi vertical offers a wide and comfortable product reach.
- | Optional frameless glass doors or front glass packet for better energy consumption.
- | Optional canopy or shelf LED lighting.

### DE | HAUPTVORTEILE:

- | Rechte Winkel und geradliniges Glasdesign für ein modernes Erscheinungsbild des Marktes.
- | Gute Raumorientierung für den Kunden durch mittlere Schrankhöhe.
- | Breite Regalflächen für große Produktvielfalt und hohes Ladevolumen.
- | Halbvertikale Bauweise für breite Präsentationsflächen mit bequemem Zugriff.
- | Rahmenlose Glastüren oder Frontglaspakete als Optionen für niedrigeren Energieverbrauch.
- | Optionale LED-Beleuchtung für Möbelkopf oder Regal.

	MM	1250	1880	2500	3750	
		N/A				

	HFC/HFO	CO <sub>2</sub>	R290
PLUG-IN / STECKERFERTIG	✓		✓
REMOTE / ZENTRAL GEKÜHLT	✓	✓	
HYDROLOOP / HYDROLOOP	✓		✓



Refrigerant / Kältemittel



Connection Type / Anschlussart



Cooling Type / Kühlart




Efficiency / Effizienz






Temperature Class / Temperaturklasse

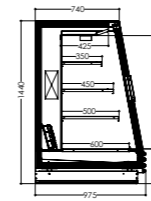


Flexibility / Flexibilität

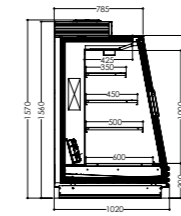


	MM	 [+25 °C, 60% RH]	 M <sup>2</sup>	 M <sup>3</sup>
NDL PLUTON SPACE L5	1250 1880 2500 3750	1..10 / -1..7 / -1..5 / -1..4 H1 / M2 / M1* / M0*	1.88 2.82 3.75 5.63	0.52 0.78 1.03 1.55
NDL PLUTON SPACE H5	1250 1880 2500 3750	1..10 / -1..7 / -1..5 / -1..4 H1 / M2 / M1* / M0*	2.50 3.76 5.00 7.50	0.59 0.89 1.19 1.78
NDL PLUTON SPACE L6	1250 1880 2500 3750	1..10 / -1..7 / -1..5 / -1..4 H1 / M2 / M1* / M0*	2.38 3.57 4.75 7.13	0.64 0.96 1.28 1.92
NDL PLUTON SPACE H6	1250 1880 2500 3750	1..10 / -1..7 / -1..5 / -1..4 H1 / M2 / M1* / M0*	2.88 4.32 5.75 8.63	0.74 1.12 1.49 2.23
NDL PLUTON SPACE L7	1250 1880 2500 3750	1..10 / -1..7 / -1..5 / -1..4 H1 / M2 / M1* / M0*	2.50 3.76 5.00 7.50	0.77 1.15 1.53 2.3
NDL PLUTON SPACE H7	1250 1880 2500 3750	1..10 / -1..7 / -1..5 / -1..4 H1 / M2 / M1* / M0*	3.25 4.89 6.50 9.75	0.89 1.34 1.79 2.68
NDL PLUTON SPACE L8	1250 1880 2500 3750	1..10 / -1..7 / -1..5 / -1..4 H1 / M2 / M1* / M0*	3.00 4.51 6.00 9.00	0.89 1.34 1.78 2.67
NDL PLUTON SPACE H8	1250 1880 2500 3750	1..10 / -1..7 / -1..5 / -1..4 H1 / M2 / M1* / M0*	3.63 5.45 7.25 10.88	1.04 1.57 2.09 3.13

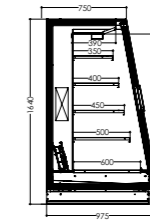
\*available not for all modifications / nicht für alle Modifikationen verfügbar



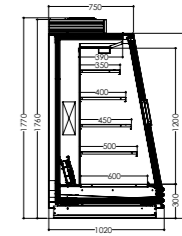
NDL PLUTON SPACE L6 GD



NDL PLUTON SPACE L6 GD PLUG-IN



NDL PLUTON SPACE H6 GD



NDL PLUTON SPACE H6 GD PLUG-IN